

How do I get my tax documents online?

Last Modified on 08/12/2021 3:13 pm MDT

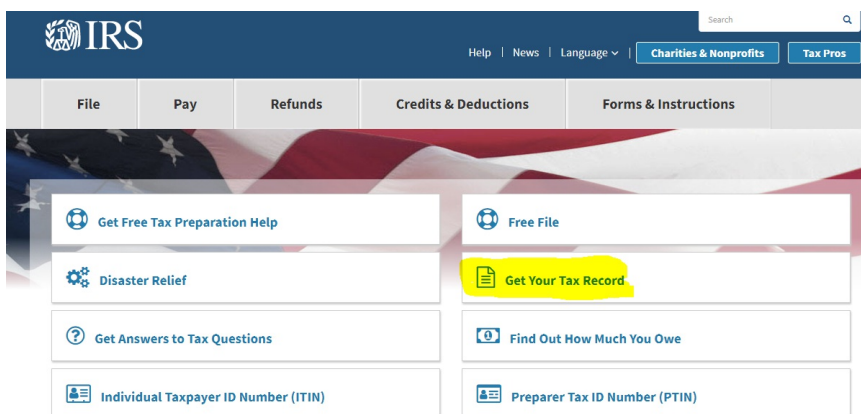
If you are selected for [verification](#), one of the common requirements is tax information. We always recommend that you use the IRS data retrieval tool on your FAFSA if you are eligible. Even if you've already submitted your FAFSA, you can always go back in and use the [data retrieval tool](#) to submit a second FAFSA. If you aren't able to use the retrieval tool, then you can request free tax document(s) directly from the IRS. Tax documents can be ordered online at www.irs.gov or by calling 800-908-9946. You will have the option of ordering online (immediate receipt) or having it sent in the mail (takes 5-10 **business** days to arrive).

Before following the instructions below, please identify which tax document(s) you will need:




- **If you filed taxes:**
 - Use the Data Retrieval tool on the FAFSA **or**
 - Request a Tax **Return** Transcript
- **If you did not file taxes AND did not have any income:**
 - Request a Non-Filing letter from the IRS **or**
 - Request a Tax Return Transcript/Account Transcript which indicates "no record found" from the IRS
- **If you did not file taxes but did have income:**
 - Request a Non-Filing letter from the IRS **or**
 - Request a Tax Return Transcript/Account Transcript which indicates "no record found" from the IRS
 - **AND** a copy of all W-2s (or equivalent document) **OR** the Wage and Income Transcript

To order tax documents online:

Launch the website at www.irs.gov and click on "Get Your Tax Record". The Get Transcript Online tool allows the user to immediately receive an online PDF version of their IRS Tax Return Transcript or, if appropriate, a Wage and Income Transcript.




The Get Transcript Online tool uses a new enhanced two-step, multi-factor authentication process that requires the user to register before submitting a transcript request.

Welcome to Get Transcript   

[Español](#) | [中文](#) | [한국어](#) | [Tiếng Việt](#) | [Русский](#)

You can get various [transcript types](#) online or through the mail. The method you used to file your return and whether you have a refund or balance due, affects when a [current year transcript](#) is available. **Note:** If you need a photocopy of your return, you must use [Form 4506](#).




What You Need
To register and use this service, you need:

- your [SSN](#), date of birth, filing status and mailing address from latest tax return,
- access to your email account,
- your credit card number or account number from an auto loan, mortgage, home equity loan or home equity line of credit, and
- a mobile phone with your name on the account.

What You Get

- View, print or download your transcript
- [Transcript types](#) available online
- Username and password to return later



Get Transcript by Mail [en Español](#)

What You Need
To use this service, you need your:


- [SSN](#) or [Individual Tax Identification Number \(ITIN\)](#),
- date of birth, and
- mailing address from your latest tax return

What You Get

- Transcripts arrive in 5 to 10 calendar days at the address we have on file for you
- [Transcript types](#) available by mail

Visit our [frequently asked questions \(FAQs\)](#) for more information.

CAUTION: We never call or send email or text messages asking you to provide information or log in to obtain a transcript or update your profile. Visit [report phishing](#) for instructions if you are unsure about the authenticity of any "unsolicited" communication you receive, other than US mail, claiming to be from the IRS.



First Time Users

If this is the first time you are using this online service, we will need to verify your identity before we proceed.

[GET STARTED >](#)

Returning Users

Log in below if you've previously registered through any of the following applications:

- Get Transcript
- Identity Protection PIN (IP PIN)
- Online Payment Agreement (OPA)
- ePostcard

Username

Mask Username

[Forgot Username](#)

[LOG IN >](#)

To use the new Get Transcript Online tool, the user must have (1) access to a valid email address, (2) a text-enabled mobile phone (pay-as-you-go plans cannot be used) in the user's name, and (3) specific financial account numbers (such as a credit card number or an account number for a home mortgage or auto loan). Note that the IRS Get Transcript Online registration process will not result in any charges to the card or to the financial account.



You will need to register in order to use this service

Registration is

Fast: Signing up only takes about 15 minutes

Secure: Only you will have access to your tax information

Convenient: you will only need to verify your identity once

Free: There is no charge to sign up (*Message and data rates may apply to send a security code to your mobile phone*)

Before we get started, we're going to ask you some simple questions to make sure you have everything you need.

CONTINUE >



You will need some information about yourself to register

Please have the following information and materials to complete registration:

- Full Name
- Email
- Birthdate
- Social Security Number (SSN) or Individual Tax Identification Number (ITIN)
- Tax filing status
- Current address

Do you have this information available?

NO

YES >



You need a financial account to register

To verify your identity, we will need a number from ONE of your financial accounts. We can use any of the following:

- Credit Card **OR**
- Mortgage or Home Equity Loan **OR**
- Home Equity Line of Credit **OR**
- Auto Loan

You will only need to provide the loan account number or a few digits from a credit card number. We only use this information to verify your identity. **You will not be charged any money and are not sharing any account balances or other financial information with us.**

A soft inquiry will show up on your credit report to let you know that the IRS accessed your credit report information. This will not increase or decrease your credit score and lenders will not be able to see this.

If you have placed a credit security freeze with Equifax, you must contact Equifax to have the freeze temporarily removed before continuing. Once registration is complete, you may contact Equifax to resume the freeze.

Do you have this financial information available? (If you don't have the account information on hand, you should answer 'No'.)

NO

YES



You need your mobile phone to register

We take extra steps to protect your information by sending a text message to your phone.

This service won't work on landlines, Skype, Google Voice, or similar virtual phones. Your name must be associated with your mobile phone account, so phones on Pay As You Go plans won't work either. This phone number should be a US-based phone (country code +1).

Do you have your mobile phone with you so that we can send you a text message?

NO

YES



During the new Get Transcript Online registration process, the IRS will send the user a confirmation code via email and an authentication code via text. The IRS email and text will contain a one-time code that the user will use to finalize the Get Transcript Online registration. Note that the IRS will never request log-in information or personal data via email or text.



Let's Get Started!

It sounds like you have all the necessary information available and can begin.

First Name (as it appears on your most recent tax return)

Last Name (as it appears on your most recent tax return)

Email Address

A confirmation code will be sent to your email address. You will need to get the code and enter it on the next screen.

CANCEL

SEND CODE



After confirming the email address you will be taken to the following page:

Get Transcript

Select a reason you need a transcript: Higher Education/Student Aid

GO

You selected: **Higher Education/Student Aid**
We suggest you download: **Return Transcript**



Can't view your transcript? Please disable your browser's pop-up blocker and try again.

Below are the transcripts and years available.

Return Transcript

[2016](#)

[2015](#)

[2014](#)

[2013](#)

Record of Account Transcript

[2016](#)

[2015](#)

[2014](#)

[2013](#)

Account Transcript

[2016](#)

[2015](#)

[2014](#)

[2013](#)

Show All



Wage & Income Transcript

[2016](#)

[2015](#)

[2014](#)

[2013](#)

Show All



Glossary

Return Transcript

Tax Return Transcripts show most line items from your tax return (Form 1040, 1040A or 1040EZ) as it was originally filed, including any accompanying forms and schedules. This transcript does not reflect any changes you, your representative or the IRS made after you filed your return. In many cases, a Return Transcript will meet the requirements of lending institutions offering mortgages and student loans.

Record of Account Transcript

Record of Account Transcripts combine the information from tax account and tax return transcripts.

Account Transcript

Tax Account Transcripts provide any adjustments either you or we made after you filed your return. This transcript shows basic data, including marital status, type of return filed, adjusted gross income and taxable income.

Wage & Income Transcript

Wage and Income Transcripts show data from information returns, such as W-2s, 1099s and 1098s, reported to the IRS. Most recent year information may not be complete until July.

A tax filer who is not able to successfully register for the Get Transcript Online will be able to request a tax return transcript using one of the following methods:

- Order by Phone
 - 800-829-1040
 - The IRS can mail transcripts or fax to the student if they can confirm they are standing next to the fax machine
 - Local IRS Office
 - Students can visit the following link to locate an IRS office near them
 - <https://apps.irs.gov/app/officeLocator/index.jsp>
-